

Submission UTY-TFNXZ2

WiFi Interface Module

Job Name: _____
 Location: _____
 Engineer: _____
 Submitted to: _____
 Submitted by: _____
 Reference: _____

Date: _____
 Approval: _____
 Construction: _____
 Unit #: _____
 Drawing #: _____



WiFi Spec

Wireless LAN Standard IEEE 802.11b/g/n
 Frequency Bands 2.4 GHz (1ch-13ch)
 Maximum radio-frequency power mW 32
 Encryption WPS

Temperature

Operating Temperature Range °F (°C) 32 - 115 (0 ~ 46)
 Humidity range (%) 0 – 95 (no condensation)

Weight and Dimensions

Weight lbs.(g) 0.0625 (35)
 Dim.Net (HxWxD) in (mm) 3 ¾ x 1 ½ x 9/16
 (96x38x15)

System requirement

- WiFi Interface Module shall require internet access

General Features

The WIFI Interface Module provide remote cloud control and monitoring of the mini-split system using a smartphone or tablet through the free FGLair App.

Features

- Can control Start/Stop, operation mode, temperature setting, and fan speed
- Weekly timer
- Energy Saving Program function (occupancy)
- The module is powered through the indoor unit 12V output.
- Up to 24 indoor units can be registered under FGLair account
- Minimum heat
- Error display

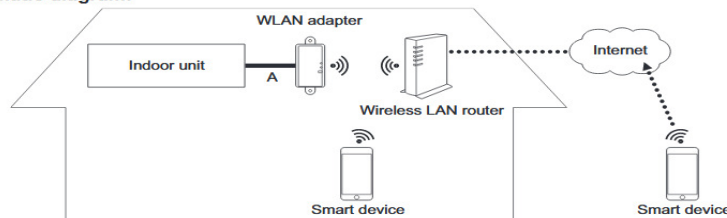
Halcyon Compatible Indoor Units

ASU9RLS2, ASU12RLS2, ASU15RLS2, ASU9RLS3, ASU12RLS3, ASU15RLS3, ASU7RLF, ASU9RLF, ASU12RLF, ASU18RLF, ASU24RLF, ASU7RLF1, ASU9RLF1, ASU12RLF1, ASU15RLF1, AGU9RLF, AGU12RLF, AGU15RLF, ASU18RLB, ASU24RLB, ASU30RLXB, ASU36RLXB, ASU30RLX, ASU30RLXEH, ASU30CLX1, ASU36CLX1, AUU7RLF, AUU9RLF, AUU12RLF, AUU18RLF, ARU7RLF, ARU9RLF, ARU12RLF, ARU18RLF, ARU24RLF

- Android app is available on Google Play
- IOS app is available on the App Store

Halcyon indoor unit Example

Schematic diagram:



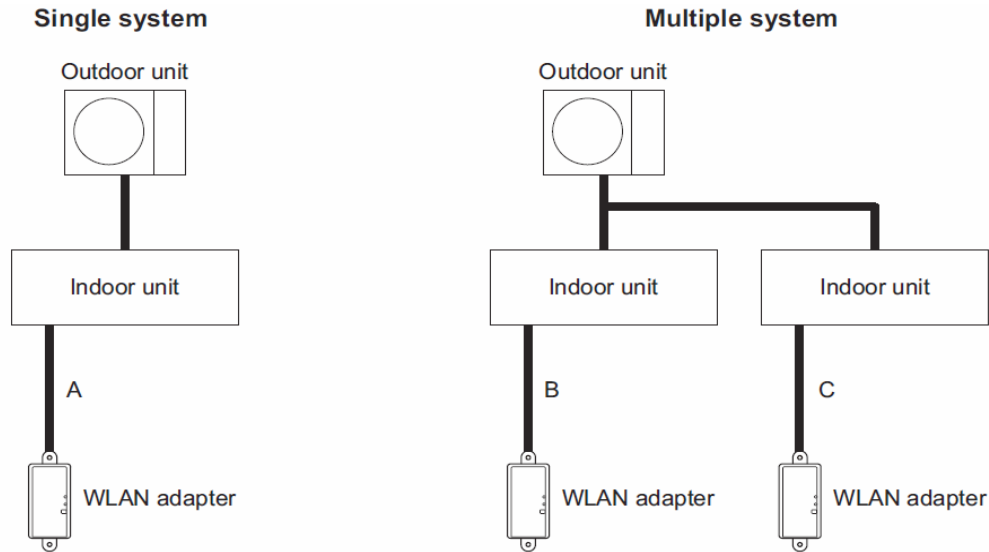
A: Attached cable with this product.

WiFi Interface Module

Halcyon indoor unit Example

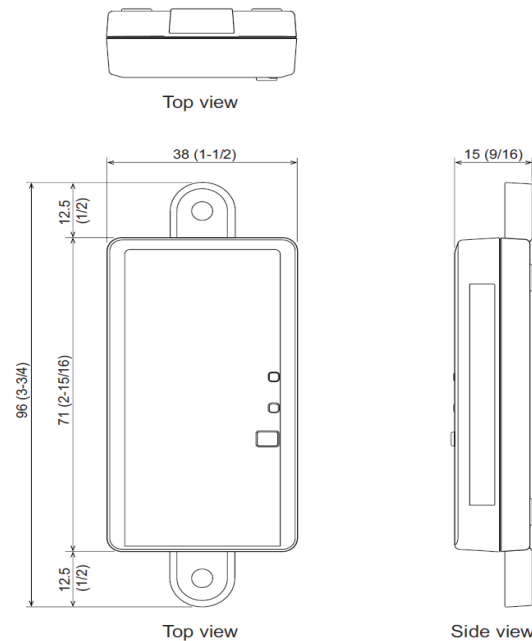
5-1. System diagram

One WLAN adaptor can be connected to each indoor unit



A,B, and C. Attached cable with this product
 NOTE: Combined use with wired remote controller is prohibited

Dimensions



Unit: mm (in)