

Submittal Data: UTD-GXSA-W or UTD-GXSB-W

Auto Louver Grille Kit for Slim Duct

Job Name: _____

Date: _____

Location: _____

Approval: _____

Engineer: _____

Construction: _____

Submitted to: _____

Unit #: _____

Submitted by: _____

Drawing #: _____

Reference: _____

General Features

- Auto Louver will improve airflow and match well with any interior.
- Auto Louver Grille can be connected either directly with indoor unit or through the rectangular duct.

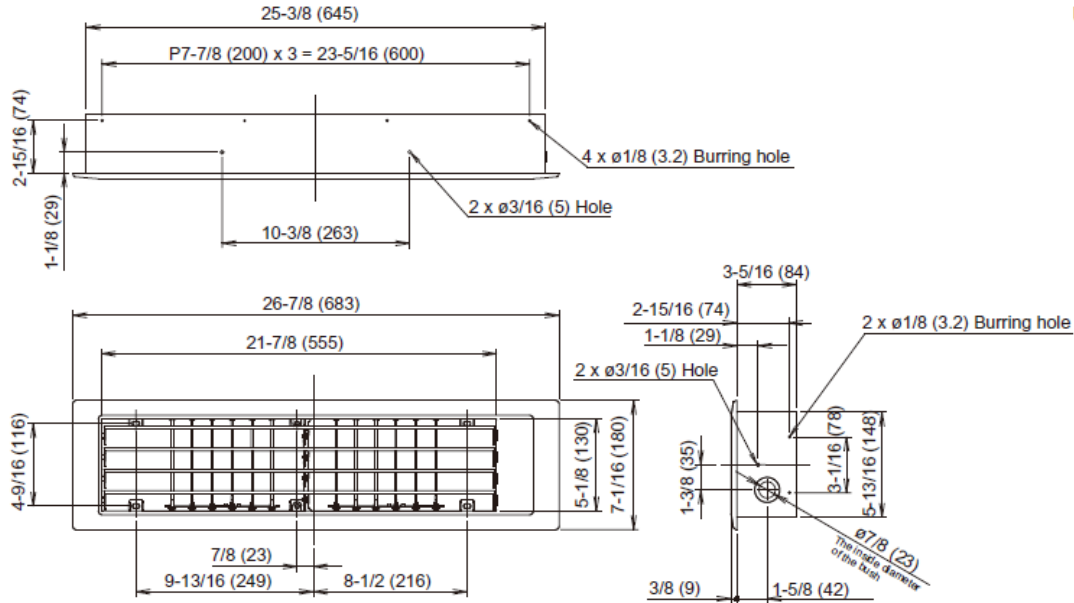


Model name			UTD-GXSA-W	UTD-GXSB-W
Power Supply			Connecting with Control box of indoor unit	
Attachment of Auto Louver			Louver attached by screws to the flange or rectangular duct	
Extension Square Duct Limit	in. (mm)	39-3/8 (1.0) (Max. duct length between indoor unit and Grille)		
Net Dimension (H x W x D)	in. (mm)	7-1/16x26-7/8x(3-5/16+3/8) [180x683x(84+9)]	7-1/16x34-3/4x(3-5/16+3/8) [180x883x(84+9)]	
Weight	Net	lbs.	4.4 (2.0)	5.6 (2.5)
	Gross	(kg)	6.7 (3.0)	7.8 (3.5)
Color			White	
Louver Motor			Stepping Motor	
Material			Flame retardant ABS	
Accessories			Attachment Frame	
Operation range	Cooling	°F (°C)	64 to 90 (18 to 32)	
		% RH	80% or less	
	Heating	°F (°C)	60 to 88 (16 to 30)	

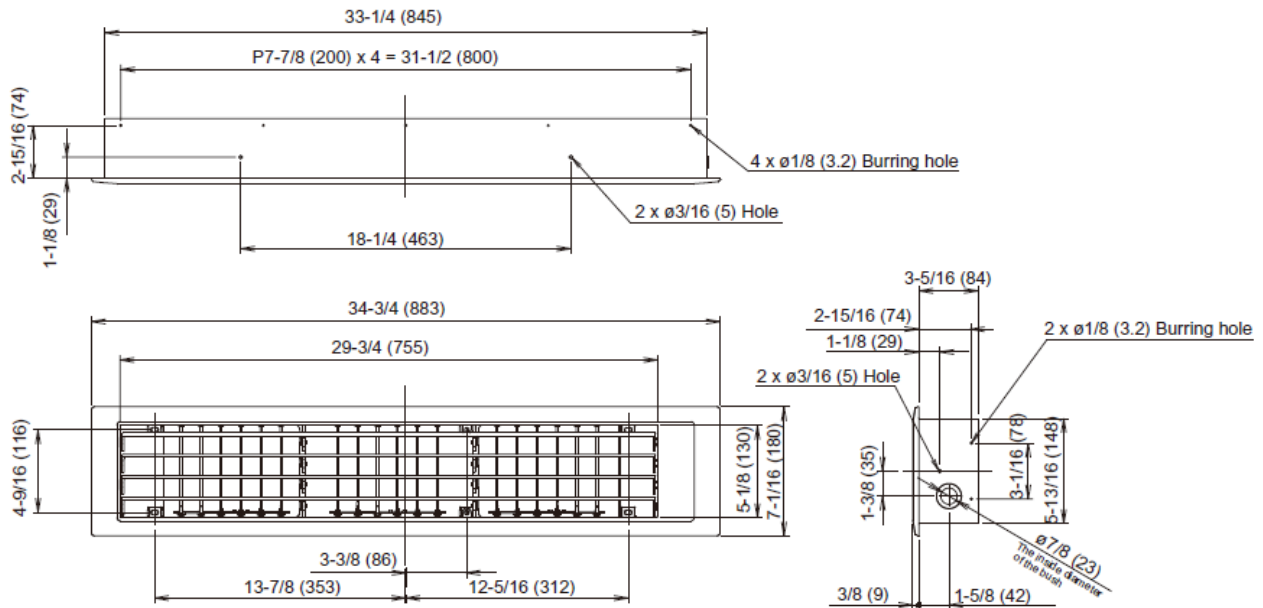
Dimensions: UTD-GXSA-W and UTD-GXSB-W

● MODEL : UTD-GXSA-W

Unit:in. (mm)

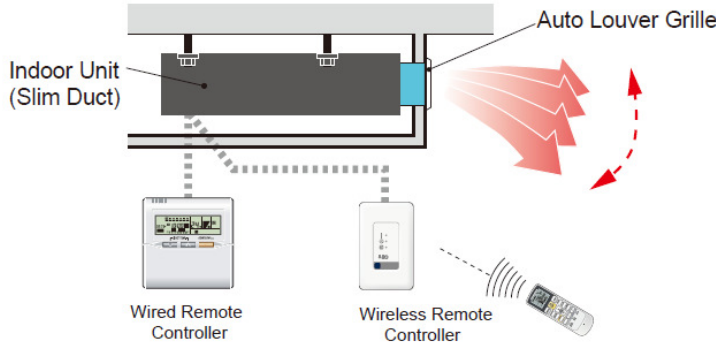


● MODEL : UTD-GXSB-W



Specifications: UTD-GXSA-W

● Flexible control



★ Operation with Indoor Unit

Auto Louver can be operated from the indoor unit remote control.

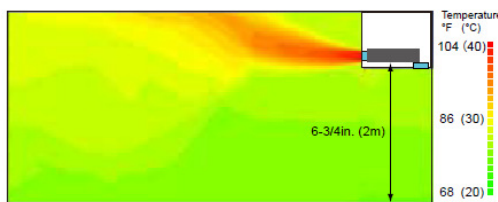
★ UP and Down auto swing

- Auto airflow direction and auto swing
- 4 steps selectable

★ Auto-closing louver

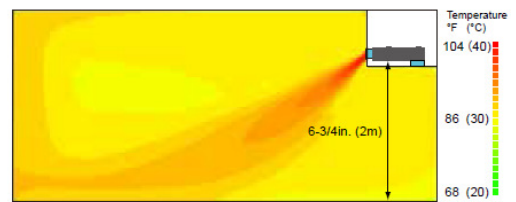
When operation of Indoor Unit is stopped, the louver will automatically close.

● Ideal warm airflow



Without Auto Louver

[Condition]
 Model (Indoor unit): ARUL12RLAV/TLAV
 Outdoor temperature: 35.6°F (2°C)
 Operation contents: Heating
 Set temperature: 86°F (30°C)
 Air flow: Hi



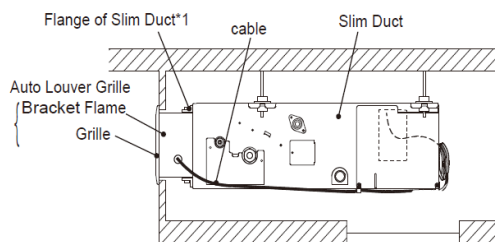
With Auto Louver

[Condition]
 Model (Indoor unit): ARUL12RLAV/TLAV
 Model (Auto louver grille): UTD-GXSA-W
 Outdoor temperature: 35.6°F (2°C)
 Operation contents: Heating
 Set temperature: 86°F (30°C)
 Air flow: Hi
 Vertical flap: Downward

● Flexible installation

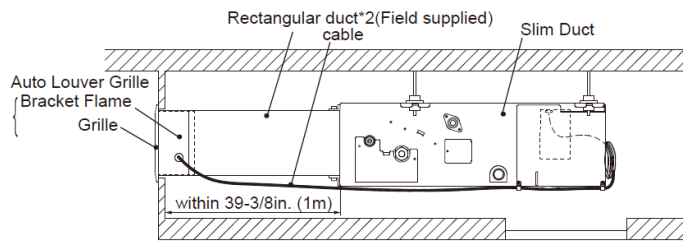
Auto Louver Grille can be connected either directly with indoor unit or through the rectangular duct.

(a) Direct connection to flange



*1: Attachment is not necessary.

(b) Connection with rectangular duct



*2: Length of connecting duct must be within 39-3/8in. (1m)