

Job Name:	
System Reference:	Date:

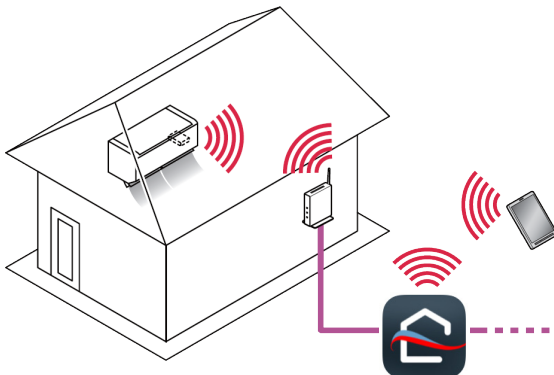
WIRELESS INTERFACE



COMMUNICATION SETUP



REMOTE CONNECTION THROUGH INTERNET



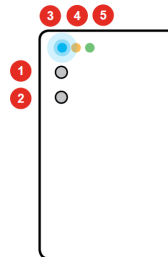
SPECIFICATIONS

- Allows for a Mitsubishi Electric indoor unit to communicate with to the kumo cloud™ app and web service
- Wireless connection over local network
- Remote connection through kumocloud.com
- Connection to indoor unit via CN105
- Mode button to enter Bluetooth Configuration to pair with local wireless network
- Reset button to reset all settings
- 3 LEDs to display device status
- Dimensions: (H x W x D) 1.82 x 0.69 x 2.92 inches
- RF channel : 1ch ~ 11ch
- Radio protocol: IEEE 802.11b/g/n (20) - 2.4 GHz only
- Encryption: AES
- Authentication: PSK
- Only compatible with 2.4GHz Wi-fi signal

REQUIREMENTS

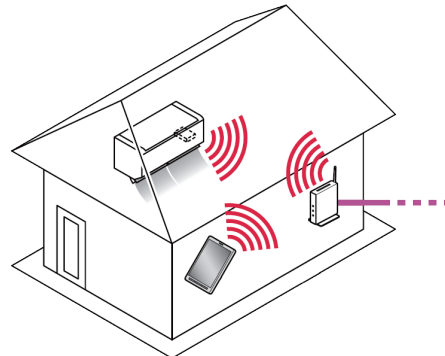
- Compatible Mitsubishi Electric indoor units
- See remote controller compatibility charts
- Wireless Router
- Internet Access required for Initial Setup and Scheduling
- Mitsubishi Electric Wireless Interface (PAC-USWHS002-WF-1)
- kumo cloud™ app version 2.0.0 or newer
- Compatible Software Platforms:
 - iOS 8.0 or later
 - Android 4.1 or later
 - Fire OS 4.1 or later

HARDWARE FEATURES



No	Item	Description
1	Mode Button	It activates Bluetooth configuration mode.
2	RESET button	It resets the system and ALL settings.
3	LED1 (Blue)	It shows the wireless communication state.
4	LED2 (Amber)	Displays confirmation of rest button.
5	LED3 (Green)	Displays Power status.

WIRELESS CONNECTION THROUGH LOCAL WIRELESS NETWORK



PAC-USWHS002-WF-1: COMPATIBILITY CHART

CITYMULTI®		
PMFY-NMBU (E) NO (ER5) YES (After April 2012)	PLFY-NBMU (E) NO (ER2) ADPT (After April 2012) (E2) OK	PVFY-E00 (A) OK (B) OK (After April 2012)
PEFY-NMU (NMU-E) NO	PLFY-NCMU (E) NO (ER4) ADPT (After June 2012)	PVFY-NAMU (E) OK
PEFY-NMAU (E) NO (E2) ADPT (After April 2012) (E3) OK	PLFY-NEMU (E) OK	PKFY-NAMU (E) NO
	PLFY-NLMU (E) NO	
PEFY-NMHSU (E) ADPT (After April 2012)	PCFY-VKM NO	PKFY-NFMU (E) NO
PEFY-NMHU (E) ADPT (After April 2012) (E2) ADPT (After October 2013)	PCFY-NGMU (E) NO	PKFY-NGMU (E) NO
PEFY-NMLU (E) NO	PCFY-NKMU (E) NO (E.TH) NO (ER1.TH) ADPT (After June 2012)	PKFY-NBMU (E) NO (E2) ADPT (After April 2012)
PEFY-NMSU (E) NO (ER2) ADPT (After June 2012)	PFFY-NEMU (E) ADPT (After April 2012)	PKFY-NHMU (E) NO (E2) ADPT (After May 2012)
PLFY-NAMU (A) NO (E) NO	PFFY-NRMU (E) ADPT (After April 2012)	PKFY-NKMU (E) NO (E2) ADPT (After June 2012)

M-Series	P-Series
MFZ-KA OK	PCA (GA) NO (KA) NO (KA4) OK (KA4.TH) OK (KA6) OK
MFZ-KJ OK	
MSZ/Y-A NO	
MSZ/Y-D (NA) NO (NA-8) OK	PEA (AA) NO (AA4) OK (AA4R1.TH) OK
MS-WA NO	
MSZ-FD NO	PEAD (AA) NO (AA4) OK (AA5) OK (AA7) OK
MSZ-FE 09, 12 (NA) NO 09, 12 (NA-8) OK 18 (NA) OK	
MSZ-EF OK	PKA (FA) NO (GA) NO (HA) NO (HAL) NO (HA4) OK (HA6) OK (HA7) OK (KA) NO (KA4) OK (KA6) OK (KA7) OK
MSZ/Y-GE 06 to 18 (NA) NO (NA-8) OK (NA-9) OK 24 (NA) OK	
MSZ/Y-GL OK	
MSZ-FH OK	
MSZ-HE/HM NO	
MVZ (AA4) OK	PLA (AA) NO (BA) NO (BA-1) NO (BA4) OK (BA6) OK (EA7) OK
SEZ-KD (NA) NO (NA4) OK	
SLZ-KA OK	PVA (AA4) OK (AA7) OK

Legend:

OK = Compatible

NO = Not compatible

ADPT = Install IT signal adapter PAC-IT51AD-E or
PAC-IT52AD-E for compatibility



COOLING & HEATING

1340 Satellite Boulevard, Suwanee, GA 30024
Toll Free: 800-433-4822 www.mehvac.com