



# SINGLE-ZONE MINI-SPLIT SUBMITTAL DATA

**SUBMITTAL DATA: 2PAMSH12A-17.2 SYSTEM**

**12,000 BTU/H WALL-MOUNTED HEAT-PUMP SYSTEM**

<b>Job Name:</b>	
<b>Purchaser:</b>	
<b>Submitted To:</b>	
<b>Submitted By:</b>	
<b>System Designation:</b>	
<b>Location:</b>	

<b>Date:</b>	
<b>Reference:</b> <input type="checkbox"/>	
<b>Approval:</b> <input type="checkbox"/>	
<b>Construction:</b> <input type="checkbox"/>	
<b>Schedule No:</b>	
<b>Engineer:</b>	

**Indoor Model Number:** 2PAMSH12A-SZW-17.2

**Outdoor Model Number:** 2PAMSH12A-SZO-17.2

Power Supply	Ph-V-Hz	115V~ 60Hz , 1Ph	
Cooling*	Rated Capacity	Btu/h	12000
	Input	W	1200
	Rated current	A	10.4
	EER	Btu/w	10.5
	SEER	Btu/w	17.2

Heating*	Rated Capacity	Btu/h	12000
	Input	W	1135
	Rated current	A	9.9
	COP	W/W	3.1
	HSPF4	BTU/w	9
	HSPF5	BTU/w	7.5

\* Rating Conditions: (Cooling) - Indoor: 80°F (26.67°C) DB, 67°F (19.44°C) WB; Outdoor: 95°F (35.00°C) DB, 75°F (23.89°C) WB.

\* Rating Conditions: (Heating) - Indoor: 70°F (21.11°C) DB, 60°F (15.56°C) WB; Outdoor: 47°F (8.33°C) DB, 43°F (6.11°C) WB.

<b>MINIMUM CIRCUIT AMPACITY</b>	A	15	
<b>MAX.FUSE</b>	A	20	
Moisture Removal	pts/h	2.5	
Compressor	Model	ASN98D22UFZ	
	Type	ROTARY	
	Brand	GMCC	
	Capacity	Btu/h	10014
	Input	W	748
	Rated current (RLA)	A	9.5
Refrigerant Oil / Oil Charge	ml	ESTER OIL VG74-370	
Indoor Fan Motor	Model	ZKFP-20-8-5	
	Brand	Welling	
	Input	W	20(Output)
	RLA	A	0.3
Speed (Hi/Mi/Lo)	r/min	1050/850/650	
Indoor Air Flow (Hi/Mi/Lo)	m3/h	500/360/240	
Indoor Air Flow (Hi/Mi/Lo)	CFM	294/211/141	
Indoor Noise Level (Hi/Mi/Lo)	dB(A)	40.5/-/24	
Indoor Unit	Dimension(W*D*H)	mm	802x189x297
	Dimension(W*D*H)	inch	31.57x7.44x11.69
	Packing (W*D*H)	mm	875x285x375
	Packing (W*D*H)	inch	34.45x11.22x14.76
	Net/Gross weight	Kg	8.5/10.2
	Net/Gross weight	lbs.	18.7/22.5
Outdoor Fan Motor	Model	YKT-32-6-202L	
	Brand	Tongde	
	Input	W	32(Output)
	RLA	A	0.7
Speed	r/min	850	
Outdoor Air Flow	m3/h	1900	
Outdoor Air Flow	CFM	1120	
Outdoor Noise Level	dB(A)	54	
Outdoor Unit	Dimension(W*D*H)	mm	770x300x555
	Dimension(W*D*H)	inch	30.31x11.81x21.85
	Packing (W*D*H)	mm	900x345x585
	Packing (W*D*H)	inch	35.43x13.58x23.03
	Net/Gross weight	Kg	29.5/32
	Net/Gross weight	lbs.	65.0/70.5

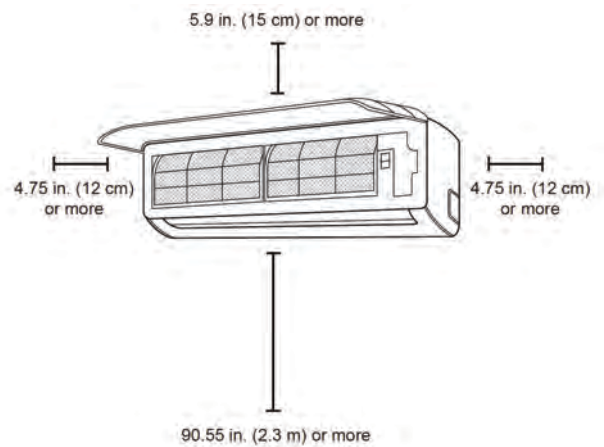
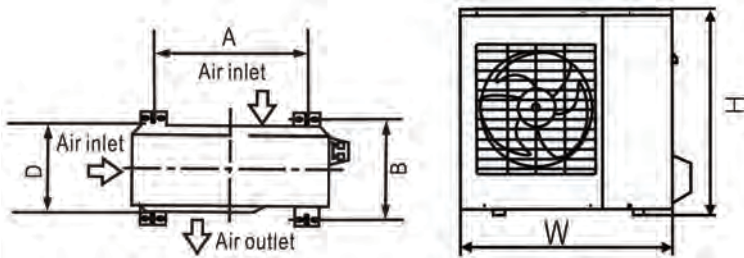
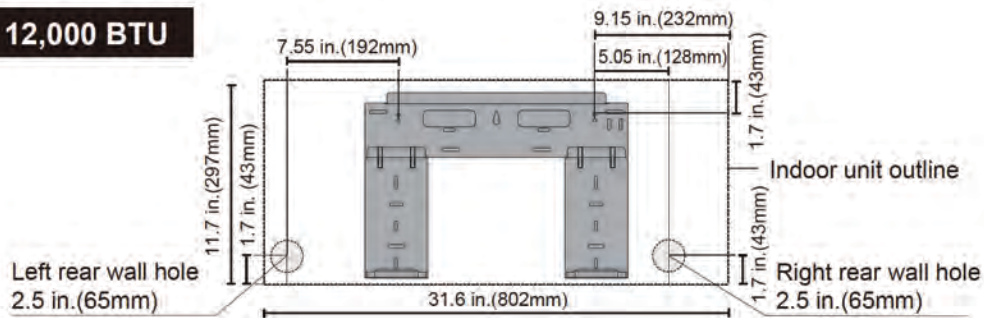
Refrigerant Type	g	R410A/961g	
Refrigerant Type	oz	R410A/33.9	
Refrigerant Precharge	ft	25	
Additional Charge For Each Lineal Foot Over 25 Ft	oz	0.161	
Design Pressure	PSIG	550/340 PSIG	
Refrigerant Piping	Liquid side / Gas side	mm(in.)	Φ6.35/Φ12.7(1/4"/1/2")
	Max. refrigerant pipe length	m	25
	Max. refrigerant pipe length	ft	82
	Max. difference in height level	m	10
	Max. difference in height level	ft	33
Connection Wiring		16AWG*4 Stranded, unshielded	
Thermostat Type		Remote Control	
Operation Temperature	Indoor (cooling/heating)	°C	17~32/0~30
	Indoor (cooling/heating)	°F	62~90/32~86
	Outdoor (cooling/heating)	°C	0~50/-15~30
	Outdoor (cooling/heating)	°F	32~122/5~86
	Outdoor (cooling/heating) - Low Ambient	°C	-15~50/-15~30
	Outdoor (cooling/heating) - Low Ambient	°F	5~122/5~86
Application Area (Cooling Standard)	m <sup>2</sup>	16-23.4	
Application Area (Cooling Standard)	sq.ft	172-252	



**SUBMITTAL DATA: 2PAMSH12A-17.2 SYSTEM**  
**Indoor Model Number: 2PAMSH12A-SZW-17.2**  
**Outdoor Model Number: 2PAMSH12A-SZO-17.2**

**12,000 BTU/H WALL-MOUNTED HEAT-PUMP SYSTEM**

**12,000 BTU**



Outdoor Unit Dimensions (W x H x D)	Mounting Dimensions	
	A	B
inches	in.	in.
27 x 17 x 10.25	18.1	10.85
27.5 x 21.25 x 9.45	18	9.85
30.7 x 21.25 x 9.85	21.6	10.85
29.9 x 23.2 x 11.2	20.85	11.4
33.25 x 27.5 x 12.6	22	13.2
31.9 x 22 x 12.2	21.6	12.8
27.9 x 21.65 x 10.63	17.7	10.24
30.3 x 21.85 x 11.81	19.2	11.73
31.5 x 21.8 x 13.1	20.24	13.39
33.25 x 27.5 x 13.38	21.26	13.8
35.4 x 33.85 x 12.4	23.2	13.1
37.2 x 31.9 x 15.55	25.2	15.95
37.21 x 31.9 x 16.53	26.5	15.87

